

RESPONSE SHEET

Task 1.

2 marks

1A. 32. 1B. 11

0.5 both right

1C. Insert the correct name into the table.

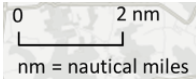
BOAT	NAME
A	Van Dam
B	Eco Universe
C	Avalon
D	Nirvana

0.5 if all correct (clue is cranes on the bulk carrier)

1D. 5 hours 12 minutes (52 NM). Give 0.5 if they have worked out the correct time for their distance, but the distance is more than 10% out) **1 mark**

Use this map to work out your answers.





Task 2.

4 marks

2A.

Statement	T/F
i	T
ii	T
iii	T
iv	T

0.5 if all correct

2B. flooded land/communication/stagnant water/any other reasonable option

0.5 marks

2C. willow thrives in wet environment's and will help with drainage

0.5 marks for full explanation

2D. cows will graze and keep the vegetation from overgrowing/this type of cattle is very attractive and can be tourist attractions

0.5 marks. For full explanation

2E. 55% vegetation 45% bare ground (=/- 10%) must be more vegetation than bare ground

1 mark

2F. 0.138 metres squared

0.5 marks

2G.

Box	Answer
A	random
B	systematic
C	stratified

0.5 marks for 2/3 right

Task 3.

3 marks

3A. Write the number of the correct profile in the right box.

Location	Answer
A	1
B	2
C	3

1 mark for all correct (0.5 marks for 1 correct)

3B. 2 from climate/time/relief/organisms.

1 mark

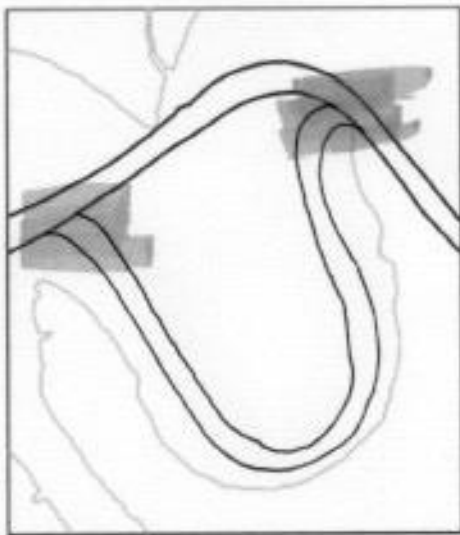
3C. (i) loess. (ii) Holocene alluvial deposits

1 mark

Task 4A.

3 marks

Sketch your answer in the box below.

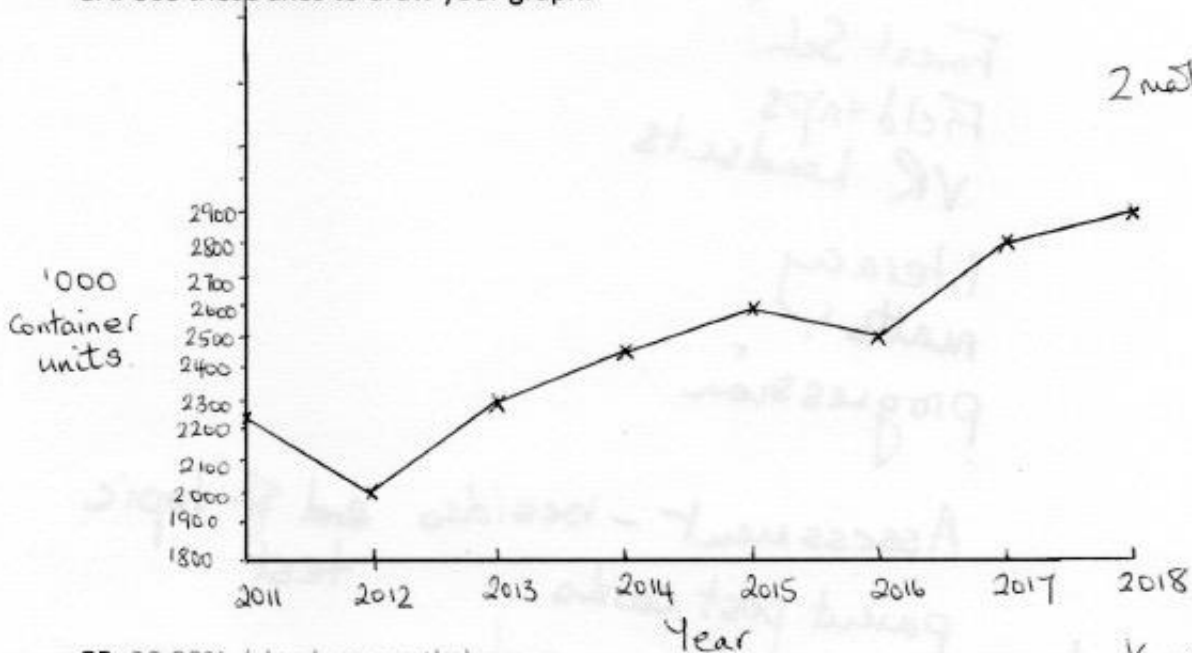


1 mark – must join the current channel at both ends otherwise **0.5 marks** for correct channel

3 marks

Task 5.

5A. Use these axes to draw your graph.



5B. 28.98%. (check my maths)

1/2 mark

- Should be a line graph
 - Year on x axis, units on y axis
 - Points accurately drawn
 - Joined together with straight lines
 - Could be an accurate bar graph (histogram)
- (1 mark for axes, 1 mark for line/bars)

5B. 28.98%

0.5 marks

5C. North

0.5 marks

END OF TEST