

## **SPEAKING TEST INSTRUCTIONS**

### **General**

The test takes about 10 minutes for a pair of students and consists of three parts: introduction, monologue and dialogue.

Speaking test is designed to elicit a wide range of spontaneous speaking skills from participants. A pair of students is given a random speaking test straight before the examination.

In this section, participants are examined by two examiners. Pronunciation, Fluency and Coherence, Lexical and Grammar Resource are the assessment criteria. Participants are assessed on their use of appropriate language and interactive strategies, not on their ideas

### **Introduction**

The test begins with a general conversation led by the examiner, who asks the students questions about their personal details, daily routines, likes and dislikes, etc.

Participants are addressed in turn and are not expected to talk to each other at this stage.

No speaking card is given to students.

### **Monologue**

In this part, each participant in turn is given a picture (a set of pictures) to talk about. Participants should be encouraged to talk about the setting, people and activities as well as to introduce their own ideas on the theme if they wish.

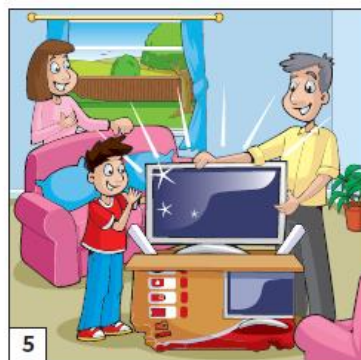


### **Dialogue**

In this part, the two participants interact with each other. The examiner describes a situation to the participants, in response to which they are required to make suggestions, discuss alternatives, state preferences, etc.

A visual prompt may be given to help stimulate ideas for their discussion.

**10 Grade  
2 Tour  
Total points – 100  
Speaking  
Test 1  
Monologue**

**Student A – Look at the pictures and tell a story**



**Student B– Look at the pictures and tell a story**



**10 Grade  
2 Tour  
Total points – 100  
Speaking  
Test 1  
Dialogue**

**Discuss school subjects and arrange them from the most important to the least important.  
What other subject would you like to add to your school curriculum? Why?  
What is your favorite subjects? Why**



**ALGEBRA**



**GEOMETRY**



**PHYSICS**



**BIOLOGY**



**CHEMISTRY**



**ENGLISH**



**LITERATURE**



**GEOGRAPHY**



**PE**



**INFORMATICS**

**10 Grade  
2 Tour  
Total points – 100  
Speaking  
Test 2  
Monologue**

**Student A- Student A – Look at the pictures and tell a story**



**Student B Student A – Look at the pictures and tell a story**



10 Grade  
2 Tour  
Total points – 100  
Speaking  
Test 2  
Dialogue


Discuss with the partner forms of art. Decide on five most essential forms of art. Without which one can't people live now? Are you good at any of these arts?






**10 Grade  
2 Tour  
Total points – 100  
Speaking  
Test 3  
Monologue**

**Student A – Look at the pictures and tell a story**



**Student B – Look at the pictures and tell a story**



**10 Grade  
2 Tour  
Total points – 100  
Speaking  
Test 3  
Dialogue**

**Discuss with the partner your favorite music genres and musicians.**


**Are there any music you hate to listen?**

**Are there any music genres suitable for adults or teenagers**




**10 Grade  
2 Tour  
Total points – 100  
Speaking  
Test 4  
Monologue**

**Student A – Look at the pictures and tell a story**



**Student B – Look at the pictures and tell a story**






**10 Grade  
2 Tour  
Total points – 100  
Speaking  
Test 4  
Dialogue**

**Discuss with the partner bad habits.**

**What bad habits are the most dangerous?**

**What are the reasons people start having a bad habit?**

**How to avoid or give up bad habits?**




**10 Grade  
2 Tour  
Total points – 100  
Speaking  
Test 5  
Monologue**

**Student A – Look at the pictures and tell a story**



**Student B – Look at the pictures and tell a story**



**10 Grade  
2 Tour  
Total points – 100  
Speaking  
Test 5  
Dialogue**

**Discuss with the partner bad and good sides of fashion.  
Do you know someone who is a fashion victim?  
What is fashionable today?  
What style in clothes do you prefer? Why?**

