

## SPEAKING TEST INSTRUCTIONS

### PET Format

The Speaking test takes about 10 - 12 minutes.

A participant does the test with a partner (another student).

There are two examiners in the room but only one of them will talk to participants. Both examiners will give participants marks for the test. The examiner will ask a participant some questions and also to talk to her/his partner.

#### *Part 1 ( 2 - 3 minutes)*

The examiners introduce themselves to participants. One examiner asks each participant a few questions on familiar topics (where you live, your school, your interests, etc.) and asks participants to spell their names.

#### *Part 2(2-3 minutes)*

The examiner gives participants a drawing and explains what they have to do. Both participants talk about it together.

#### *Part 3 (3 minutes)*

The examiner gives a participant a photograph. She/he shows his/her photograph to his/her partner and describes it. Then second student is given a photograph to describe.

#### *Part 4 (3 minutes)*

The examiner asks participants to talk together about the subject of the photographs in Part 3. Participants tell each other their opinions or describe their experiences.

## Test 1

### Examiner's script

#### Part 1 (2-3 minutes)

---

**Tasks** Identifying oneself; giving information about oneself, talking about interests.

**Phase 1**

(To both candidates) Good morning/afternoon/evening.  
Can I have your mark sheets, please?  
I'm ..... and this is.....  
He/she is just going to listen to us.

(To Candidate A) Now, what's your name?  
Thank you.

(To Candidate B) And what's your name?  
Thank you.

#### Back-up prompts

Candidate B, what's your surname? How do you spell it?  Thank you.	(Ask the following question to Candidate A first.)  Where do you live/come from? Do you study English at school? Do you like it?  Thank you. (Repeat for Candidate B.)
Candidate A, what's your surname? How do you spell it?  Thank you.	

**Phase 2**

(Select one or more questions from the list to ask each candidate. Use the candidates' names throughout. Ask Candidate B first.)

What's your favourite school subject? Why?  
Tell us about your English teacher.  
What do you enjoy doing in your free time?  
Tell us about your family.

Thank you.

(Introduction to Part 2)

In the next part, you are going to talk to each other.

**Test 1**  
**Examiner's script**

**Part 2** ( 2 - 3 minutes)

**Tasks** Discussing alternatives; expressing opinions; making choices.

*(To both candidates)* I'm going to describe a situation to you.  
You are **on a holiday** with your friend in Paris. Discuss the **best gift** to bring back to your brother or sister.

*(Give candidates Picture 1C)*

Here is a picture with some ideas to help you.

Ask both candidates to look at picture 1C. *(Give candidates a few moments to look at the picture)*

*Pause*

I'll say that again.

You are **on a holiday** with your friend in Paris. Discuss the **best gift** to bring back to your brother or sister.

All right? Talk together.

*Allow the candidates enough time to complete the task without intervention.  
Prompt only if necessary.*

Thank you.

About **2 - 3 minutes** (including time to assimilate the information)

## Test 1 Examiner's script

**Part 3** (3 minutes)

**Tasks** Describing people and places; saying where people and things are and what different people are doing.

*(To both candidates)* Now I'd like each of you to talk on your own about something. I'm going to give each of you a photograph of some **people shopping**.

*(To Candidate A)* Here is your photograph. (*Place picture 1A in front of Candidate A.*) Please show it to Candidate B but I'd like you to talk about it. Candidate B, you just listen. I'll give you your photograph in a moment. Please tell us what you can see in your photograph.

*Approximately one minute. If there is a need to intervene, prompts rather than direct questions should be used.*

Thank you.

*(To Candidate B)* Now, Candidate B, here's your photograph. It also shows **some people shopping**. (*Place picture 1B in front of Candidate B.*) Please show it to Candidate A and tell us what you can see in the photograph.

*Approximately one minute*

Thank you.

**Part 4** (3 minutes)

**Tasks** Talking about one's likes and dislikes; expressing opinions.


*(To both candidates)* Your photographs showed people shopping. Now, I'd like you to talk together about the kind of shops you like to go to and who you like to go shopping with.

*Allow the candidates enough time to complete the task without intervention.  
Prompt only if necessary.*

Thank you. That's the end of the test.

**Parts 3 and 4** should take about **6 minutes** together.

# 1C



You are on holiday with a friend in Paris.

Discuss the best gift to bring back to your brother and sister.

# 1A



# 1B



## Test 2 Examiner's script

### Part 1 (2-3 minutes)

---

**Tasks** Identifying oneself; giving information about oneself, talking about interests.

**Phase 1**

(To both candidates) Good morning/afternoon/evening.  
Can I have your mark sheets, please?  
I'm ..... and this is.....  
He/she is just going to listen to us.

(To Candidate A) Now, what's your name?  
Thank you.

(To Candidate B) And what's your name?  
Thank you.

### Back-up prompts

Candidate B, what's your surname? How do you spell it?  Thank you.  Candidate A, what's your surname? How do you spell it?  Thank you.	<i>(Ask the following question to Candidate A first.)</i>  Where do you live/come from? Do you study English at school? Do you like it?  Thank you. <i>(Repeat for Candidate B.)</i>
--	---

**Phase 2**

*(Select one or more questions from the list to ask each candidate. Use the candidates' names throughout. Ask Candidate B first.)*

What's your favourite school subject? Why?  
Tell us about your English teacher.  
What do you enjoy doing in your free time?  
Tell us about your family.

Thank you.

*(Introduction to Part 2)*

In the next part, you are going to talk to each other.

**Test 2**  
**Examiner's script**

**Part 2** ( 2 - 3 minutes)

**Tasks** Discussing alternatives; expressing opinions; making choices.

*(To both candidates)* I'm going to describe a situation to you.  
You and your friend want **to travel across Europe**. Talk together about the **best way** to travel when you get there

*(Give candidates Picture 2C)*

Here is a picture with some ideas to help you.

Ask both candidates to look at picture 2C. *(Give candidates a few moments to look at the picture)*

*Pause*

I'll say that again.

You and your friend want **to travel across Europe**. Talk together about the **best way** to travel when you get there

All right? Talk together.

*Allow the candidates enough time to complete the task without intervention.  
Prompt only if necessary.*

Thank you.

About **2 - 3 minutes** (including time to assimilate the information)



## Test 2

### Examiner's script

**Part 3** (3 minutes)

**Tasks** Describing people and places; saying where people and things are and what different people are doing.

*(To both candidates)* Now I'd like each of you to talk on your own about something. I'm going to give each of you a photograph of some **people and food**.

*(To Candidate A)* Here is your photograph. (*Place picture 2A in front of Candidate A.*) Please show it to Candidate B but I'd like you to talk about it. Candidate B, you just listen. I'll give you your photograph in a moment. Please tell us what you can see in your photograph.

*Approximately one minute. If there is a need to intervene, prompts rather than direct questions should be used.*

Thank you.

*(To Candidate B)* Now, Candidate B, here's your photograph. It also shows some **people and food**. (*Place picture 2B in front of Candidate B.*) Please show it to Candidate A and tell us what you can see in the photograph.

*Approximately one minute*

Thank you.

**Part 4** (3 minutes)

**Tasks** Talking about one's likes and dislikes; expressing opinions.

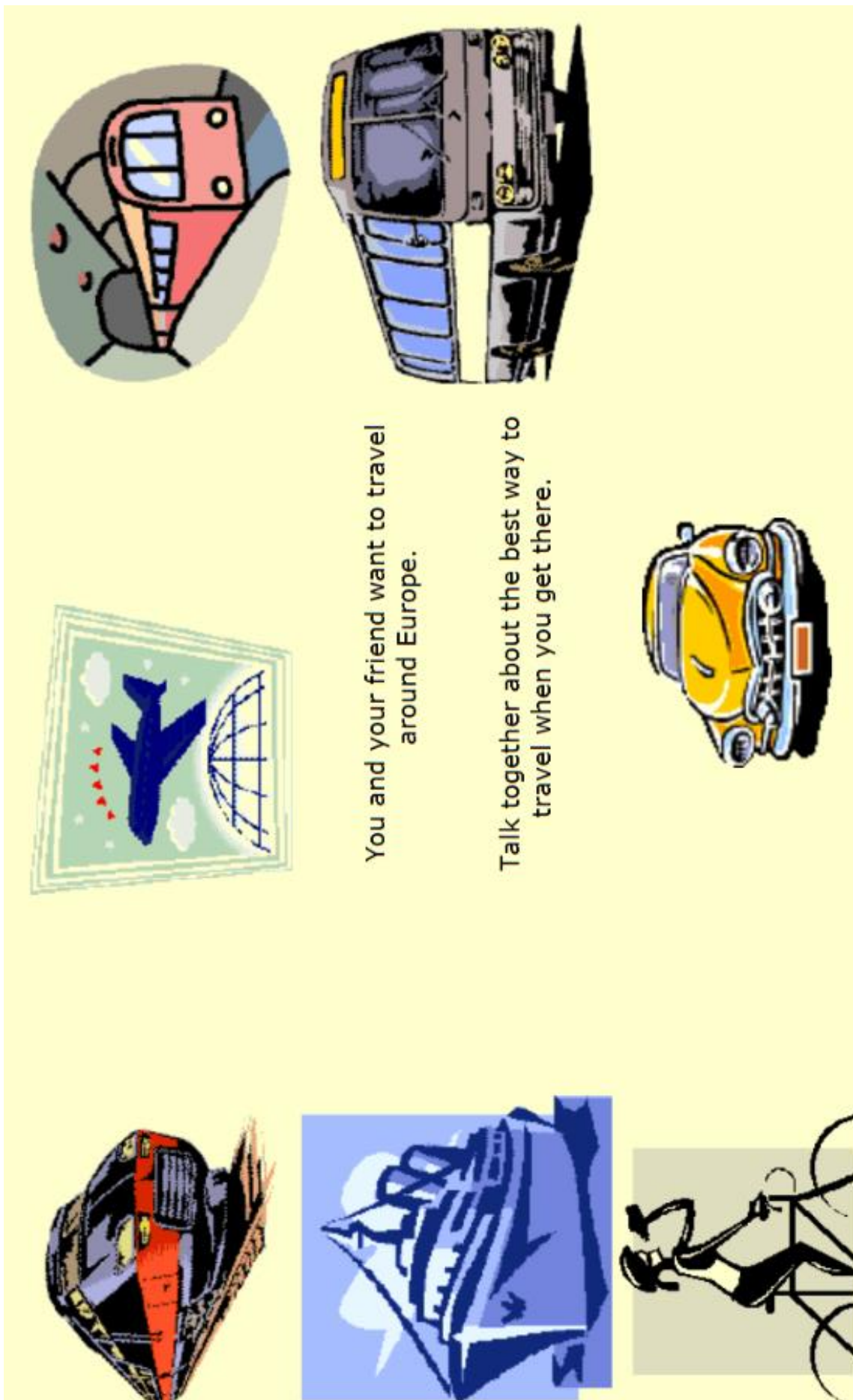
*(To both candidates)* Your photographs showed people and food. Now, I'd like you to talk together about the kind of food **you** like and if you **cook**, or **help to cook**, at home.

*Allow the candidates enough time to complete the task without intervention. Prompt only if necessary.*

Thank you. That's the end of the test.

**Parts 3 and 4** should take about **6 minutes** together.

# 2C



You and your friend want to travel around Europe.

Talk together about the best way to travel when you get there.

2A



2B



### Test 3 Examiner's script

#### Part 1 (2-3 minutes)

---

**Tasks** Identifying oneself; giving information about oneself, talking about interests.

**Phase 1**

(To both candidates) Good morning/afternoon/evening.  
Can I have your mark sheets, please?  
I'm ..... and this is.....  
He/she is just going to listen to us.

(To Candidate A) Now, what's your name?  
Thank you.

(To Candidate B) And what's your name?  
Thank you.

#### Back-up prompts

Candidate B, what's your surname? How do you spell it?  Thank you.	(Ask the following question to Candidate A first.)  Where do you live/come from? Do you study English at school? Do you like it?  Thank you. (Repeat for Candidate B.)
Candidate A, what's your surname? How do you spell it?  Thank you.	

**Phase 2**

(Select one or more questions from the list to ask each candidate. Use the candidates' names throughout. Ask Candidate B first.)

What's your favourite school subject? Why?  
Tell us about your English teacher.  
What do you enjoy doing in your free time?  
Tell us about your family.

Thank you.

(Introduction to Part 2)

In the next part, you are going to talk to each other.

**Test 3**  
**Examiner's script**

**Part 2** ( 2 - 3 minutes)

**Tasks** Discussing alternatives; expressing opinions; making choices.

*(To both candidates)* I'm going to describe a situation to you.  
Your friend is thinking about **learning something new**. You saw these **classes** advertised on the noticeboard outside the supermarket.  
Discuss an activity that you could do together

*(Give candidates Picture 3C)*

Here is a picture with some ideas to help you.

Ask both candidates to look at picture 3C. *(Give candidates a few moments to look at the picture)*

*Pause*

I'll say that again.  
Your friend is thinking about **learning something new**. You saw these **classes** advertised on the noticeboard outside the supermarket.  
Discuss an activity that you could do together  
All right? Talk together.

*Allow the candidates enough time to complete the task without intervention.  
Prompt only if necessary.*

Thank you.

About **2 - 3 minutes** (including time to assimilate the information)

### Test 3

#### Examiner's script

**Part 3** (3 minutes)

**Tasks** Describing people and places; saying where people and things are and what different people are doing.

*(To both candidates)* Now I'd like each of you to talk on your own about something. I'm going to give each of you a photograph of some **people and their families**.

*(To Candidate A)* Here is your photograph. *(Place picture 3A in front of Candidate A.)* Please show it to Candidate B but I'd like you to talk about it. Candidate B, you just listen. I'll give you your photograph in a moment. Please tell us what you can see in your photograph.

*Approximately one minute. If there is a need to intervene, prompts rather than direct questions should be used.*

Thank you.

*(To Candidate B)* Now, Candidate B, here's your photograph. It also shows some **people and their families**. *(Place picture 3B in front of Candidate B.)* Please show it to Candidate A and tell us what you can see in the photograph.

*Approximately one minute*

Thank you.

**Part 4** (3 minutes)

**Tasks** Talking about one's likes and dislikes; expressing opinions.

*(To both candidates)* Your photographs showed **people and their families**. . Now, I'd like you to talk together about the kind of family you have and would like to have in future.


*Allow the candidates enough time to complete the task without intervention.  
Prompt only if necessary.*

Thank you. That's the end of the test.

**Parts 3 and 4** should take about **6 minutes** together.

3C

Learning classes



You and a friend are thinking of learning something new.

You saw these classes advertised on the noticeboard outside the supermarket.

Discuss an activity that you could do together.



3A



3B





**Test 4**  
**Examiner's script**

**Part 1** (2-3 minutes)

---

**Tasks** Identifying oneself; giving information about oneself, talking about interests.

**Phase 1**

(To both candidates) Good morning/afternoon/evening.  
Can I have your mark sheets, please?  
I'm ..... and this is.....  
He/she is just going to listen to us.

(To Candidate A) Now, what's your name?  
Thank you.

(To Candidate B) And what's your name?  
Thank you.

**Back-up prompts**

Candidate B, what's your surname? How do you spell it?  Thank you.	(Ask the following question to Candidate A first.)  Where do you live/come from? Do you study English at school? Do you like it?  Thank you. (Repeat for Candidate B.)
Candidate A, what's your surname? How do you spell it?  Thank you.	

**Phase 2**

(Select one or more questions from the list to ask each candidate. Use the candidates' names throughout. Ask Candidate B first.)

What's your favourite school subject? Why?  
Tell us about your English teacher.  
What do you enjoy doing in your free time?  
Tell us about your family.

Thank you.

(Introduction to Part 2)

In the next part, you are going to talk to each other.

**Test 4**  
**Examiner's script**

**Part 2** ( 2 - 3 minutes)

**Tasks** Discussing alternatives; expressing opinions; making choices.

*(To both candidates)* I'm going to describe a situation to you.  
Your brother **has just graduated** from college with a degree. Talk together about what you could **buy him**.

*(Give candidates Picture 4C)*

Here is a picture with some ideas to help you.

Ask both candidates to look at picture 4C. *(Give candidates a few moments to look at the picture)*

*Pause*

I'll say that again.  
Your brother **has just graduated** from college with a degree. Talk together about what you could **buy him**.  
All right? Talk together.

*Allow the candidates enough time to complete the task without intervention.  
Prompt only if necessary.*

Thank you.

About **2 - 3 minutes** (including time to assimilate the information)

## Test 4

### Examiner's script

**Part 3** (3 minutes)

**Tasks** Describing people and places; saying where people and things are and what different people are doing.

*(To both candidates)* Now I'd like each of you to talk on your own about something. I'm going to give each of you a photograph of some **people spending their free time**

*(To Candidate A)* Here is your photograph. (*Place picture 4A in front of Candidate A.*) Please show it to Candidate B but I'd like you to talk about it. Candidate B, you just listen. I'll give you your photograph in a moment. Please tell us what you can see in your photograph.

*Approximately one minute. If there is a need to intervene, prompts rather than direct questions should be used.*

Thank you.

*(To Candidate B)* Now, Candidate B, here's your photograph. It also shows some **people spending their free time**. (*Place picture 4B in front of Candidate B.*) Please show it to Candidate A and tell us what you can see in the photograph.

*Approximately one minute*

Thank you.

**Part 4** (3 minutes)

**Tasks** Talking about one's likes and dislikes; expressing opinions.

*(To both candidates)* Your photographs showed **people spending their free time**. . Now, I'd like you to talk together about your free time activities that are useful for you or for others.

*Allow the candidates enough time to complete the task without intervention.  
Prompt only if necessary.*

Thank you. That's the end of the test.

**Parts 3 and 4** should take about **6 minutes** together.

# 4C



Your brother has just graduated from college with a degree.



Talk together about what you could buy him.



4A



4B

